




Developed by the West Bloomfield Township Public Library

September 2020 Early Elementary Literacy

Help your child develop literacy skills and Grow Up Reading™. Enjoy a fun family activity each day that helps teach important skills for reading success.



SUNDAY	MONDAY	TUESDAY	WEDNESDAY	THURSDAY	FRIDAY	SATURDAY
  <p>© the West Bloomfield Township Public Library www.growupreading.org</p>		1 Phonics <i>Toss a ball back and forth. The person that tosses says a word, and the person that catches says a rhyming word.</i>	2 Phonics <i>Look through a magazine or newspaper and highlight any words that start or end with /th/. (Examples: bath, both)</i>	3 Phonics <i>Play Letter Blend Hopscotch. (See the back for details.)</i>	4 Phonics <i>Make up silly sentences using words that start with the same sound. (Example: The lion licked his lips after eating a lollipop.)</i>	5 Phonics <i>Take turns naming words that rhyme.</i>
6 Phonics <i>Check out a book from the Bob Books series</i>	7 Fluency <i>Check out a book of school poems and have a "family poetry night".</i>	8 Fluency <i>Check out a joke book and have every family member read a joke aloud.</i>	9 Fluency <i>Play Sight Word Bingo. (See the back for details.)</i>	10 Fluency <i>Have a Sight Word Relay. (See the back for details)</i>	11 Fluency <i>Play a game of Tic-Tac-Toe with a sight word in each square. Players read the word before placing an "x" or "o".</i>	12 Fluency <i>Read a passage from a book using different emotions. (Examples: happy, angry, excited)</i>
13 Fluency <i>Establish a family reading time at home.</i>	14 Comprehension <i>Read an eBook together using BookFLIX. Retell the story in your own words.</i>	15 Comprehension <i>Read two books on the same topic. How are they similar and different?</i>	16 Comprehension <i>Before reading a book, look at the cover and make predictions about the story.</i>	17 Comprehension <i>Read a page from an information book using TumbleBooks. Discuss the main idea.</i>	18 Comprehension <i>Read a story together and play a game of Story Ball. (See the back for details.)</i>	19 Comprehension <i>Read a story together and act out your favorite scene.</i>
20 Vocabulary <i>Take a walk through your neighborhood. See how many items you can name that start with the letter "L".</i>	21 Vocabulary <i>Create a list of homonyms together. Examples: pale-pail, rain-reign. Create silly sentences using both versions of the word.</i>	22 Vocabulary <i>Take turns choosing a "word of the week". Encourage every family member to use that word often.</i>	23 Vocabulary <i>Play Vocabulary Charades. Players take turns acting out vocabulary words, while the other player tries to guess the word.</i>	24 Vocabulary <i>Visit www.puzzlemaker.com and create a crossword puzzle using the vocabulary words.</i>	25 Vocabulary <i>Say a word in segments. Have a family member guess the word. (Example: leaf=lll(stop) ea(stop)fff(stop)</i>	26 Phonemic Awareness <i>Toss a beanbag into a basket for every sound that you hear in a word.</i>
27 Phonemic Awareness <i>Take turns with one person saying a word and the other person naming the beginning sound.</i>	28 Phonemic Awareness <i>Take turns with one person saying a word and the other person clapping once for each sound.</i>	29 Phonemic Awareness <i>Take turns identifying the beginning, middle, and ending sounds in a word.</i>	30 Phonemic Awareness <i>Hold a piece of Silly Putty in both hands, and stretch it for each sound that you hear in a word. (Example: apple=/a/ /p/ /l/)</i>	<p>Enjoy a family activity every day while helping your child build important literacy skills incorporating the five elements of reading: phonics, phonemic awareness, fluency, vocabulary and comprehension.</p>		

Books to read this month:

You Can Make A Friend, Pout-Pout Fish!
by Deborah Diesen (fiction)

Pool Party! by doreen Cronin (fiction)

Did You Hear What I Heard? Poems about School
by Kay Winters (poetry)

Baby Animals Playing by Suzi Eszterhas (TumbleBooks)

A Bear Cub Grows Up by Pam Zollman (BookFLIX)



Sight Word

BINGO!

Both players should write out nine of the sight words on sticky notes, and stick them on a flat surface to make a Bingo grid. Players can take turns reading a word from the list, while both players place markers on their sticky notes when the word is called. The first player to fill in a row with their markers calls "Bingo".

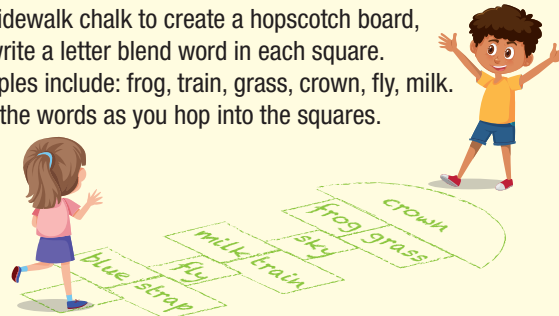


Vocabulary Words for September: enormous, searching, spotless, surprise, worried, footprint, artistic, slippery, hide, applause

For additional vocabulary words, visit this website:
www.vocabulary.com/lists

Letter Blend Hopscotch

Use sidewalk chalk to create a hopscotch board, and write a letter blend word in each square. Examples include: frog, train, grass, crown, fly, milk. Read the words as you hop into the squares.



Sight Word Relay

Take six sheets of paper and write onesight word on each, and tape them to a wall. Take turns in which one player calls out a word, and the other runs to the wall and taps with paper with the corresponding word. Variations include hopping, skipping, or tiptoeing to the wall.



Story Ball

Take a beach ball and permanent marker and write out one of the following questions in each of the colored sections on the ball: Where? Who? Beginning? Middle? End? Favorite Part? Toss the ball back and forth. The person who catches it should answer the question that appears on top. The game continues until all of the questions have been answered.

Sight Words for September: and, out, good, like, new, call, jump, walk, fast, ate

For additional sight words, visit this website:
www.sightwords.com/sight-words/dolch

Elements of Reading:

Phonics – The relationship between letters and the individual sounds in spoken language.

Phonemic Awareness – Phonemes are the smallest units which make up spoken language. Phonemic awareness refers to a person's ability to manipulate phonemes in syllables and words.

Fluency – The ability to read with appropriate speed, accuracy, and proper expression.

Vocabulary – Students with a strong vocabulary have an easier time understanding what they are reading.

Comprehension – The ability of a person to understand what s/he is reading.

Early Elementary Literacy Calendar developed by the West Bloomfield Township Public Library



MAIN LIBRARY
4600 Walnut Lake Road
(248) 232-2250
Fax: (248) 232-2251
TTD (248) 232-2292

Email: wbyouth@wplib.org
Text: (248) 648-3368

WESTACRES BRANCH
7321 Commerce Road
(248) 363-4022
Fax: (248) 363-7243

ONLINE LIBRARY
Open 24 hours every day
www.westbloomfieldlibrary.org

